

LONGLANDS PRIMARY SCHOOL

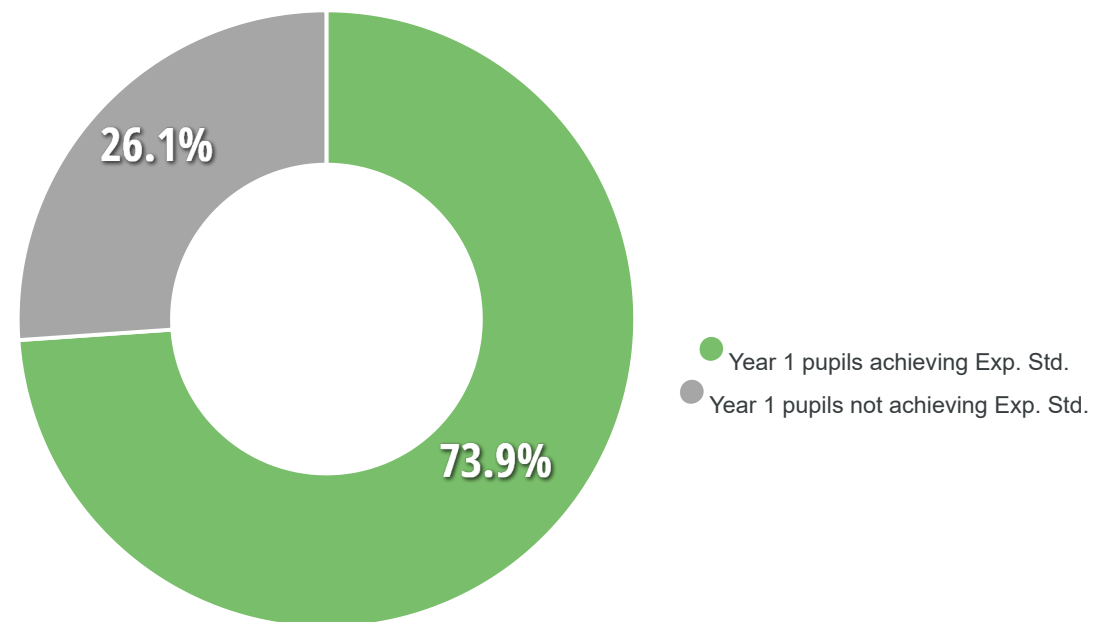
ACADEMIC YEAR: 2021/22 | AREA: PHONICS | COMPARATOR: NATIONAL

PHONICS | EXPECTED STANDARD (YEAR 1)

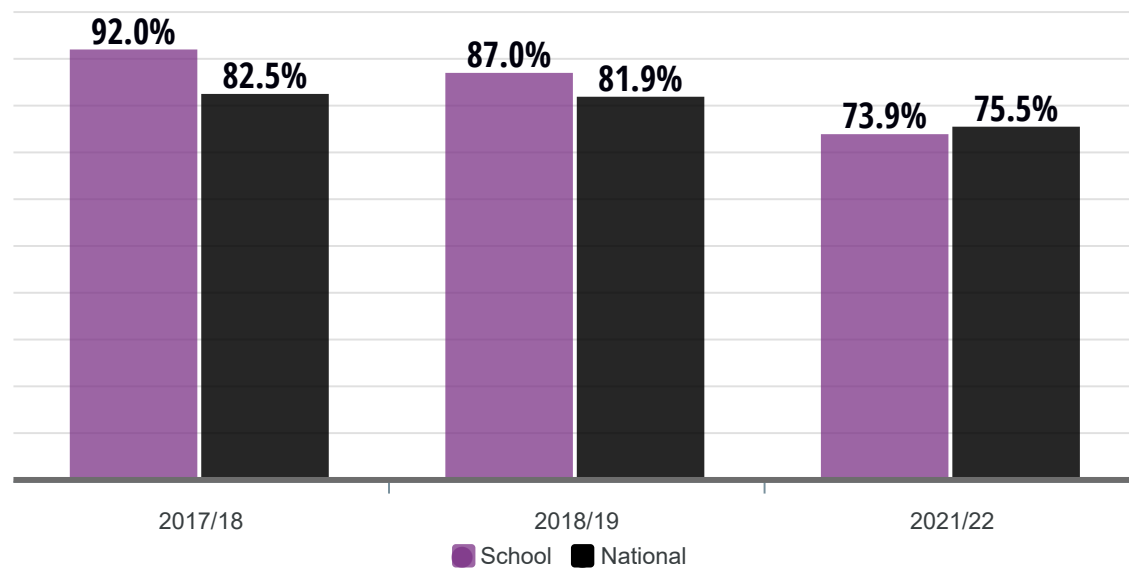
From a Year 1 phonics cohort of **23 pupils** in your school, **73.9%** achieved the expected standard of 32, a total of **17 pupils**.

The average point score for your Year 1 phonics cohort is **28.3**.

Phonics: Expected Standard (Year 1) | Value



Phonics: Expected Standard (Year 1) | Trend



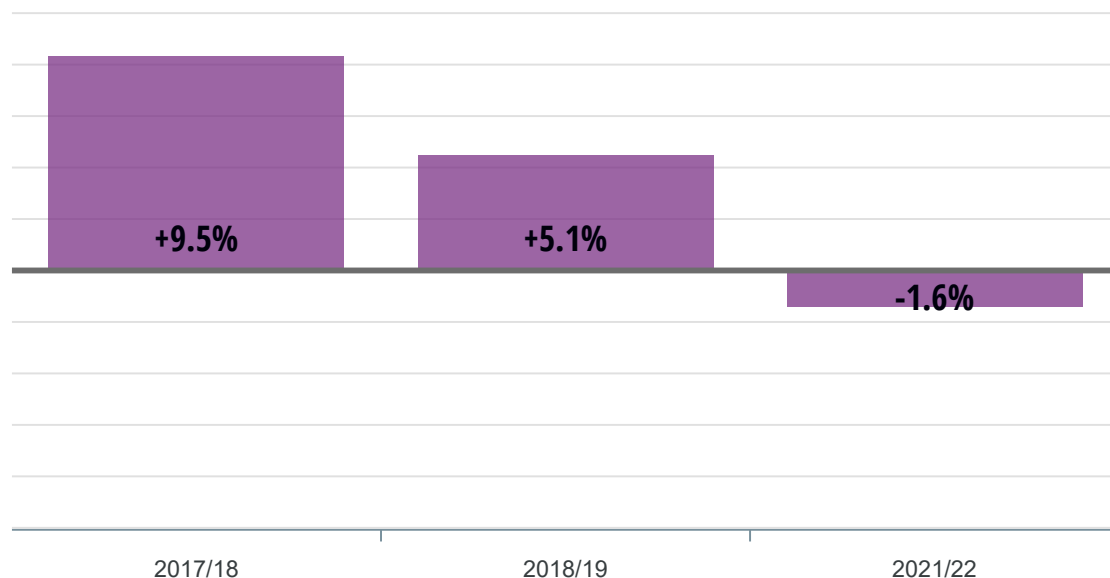
Your school's Year 1 expected standard percentage has **decreased by 13.1%** from **87.0%** in 2018/19 to **73.9%** in 2021/22.

This is equivalent to approximately **3 fewer** pupils achieving the expected standard in 2021/22 compared to 2018/19.

Your school's average Year 1 expected standard percentage for the last 3 academic year(s) is **84.5%**.

COMPARISON | NATIONAL

Phonics: Expected Standard (Year 1) | Comparison Trend



73.9% of your Year 1 cohort achieved the expected standard in your school, **1.6% lower than** the National average of **75.5%**.

This is the equivalent to **the same number of** pupils in your school achieving the expected standard compared to the National average.

Your school has been above the National average **2 times** in the last 3 academic year(s) for the Year 1 expected standard.

Your school's relative change for Year 1 expected standard has **declined by 2.3%**, from **-4.4%** in 2018/19 to **-6.7%** in 2021/22 when compared to the National average.

While your school average for Year 1 expected standard has **decreased by 13.1%**, from **87.0%** in 2018/19 to **73.9%** in 2021/22, the National average **decreased by 6.4%**, from **81.9%** in 2018/19 to **75.5%** on 2021/22.

Themes: Expected Standard (Year 1) Relative Change					
	2017/18 Value	→ Trend	2018/19 Value	→ Trend	2021/22 Value
School	92.0%	-5.0%	87.0%	-13.1%	73.9%
National	82.5%	-0.6%	81.9%	-6.4%	75.5%
Relative Change	-	-4.4%	-	-6.7%	-

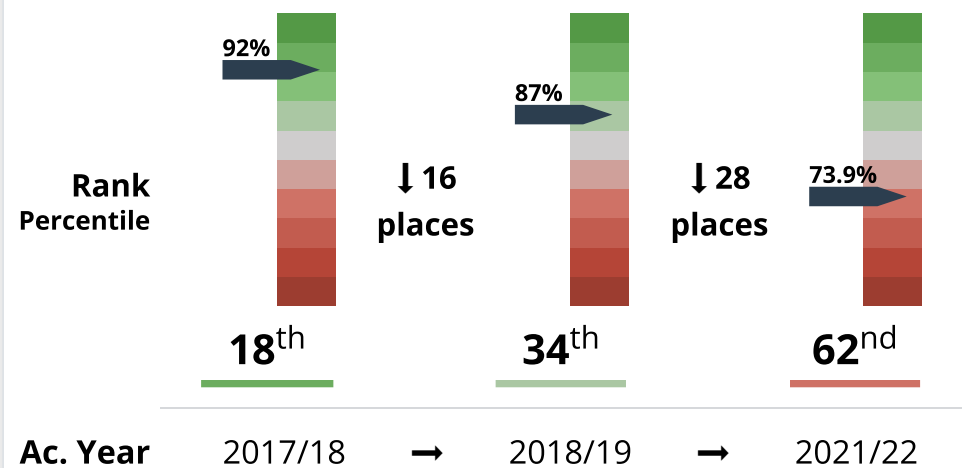
RANK

Your school is in **percentile 62** when compared to all schools nationally for Year 1 expected standard.

The schools in the same decile as you had between **70.4%** and **74.4%** of the their Year 1 cohort achieve the expected standard.

Your school **fell 28** places in the percentile rankings between 2018/19 and 2021/22, from **34** to **62**.

Phonics: Expected Standard (Year 1) | Percentile Rank Trend



Schools are ranked 1 - 100, 1 being the highest achieving School.