

LONGLANDS PRIMARY SCHOOL

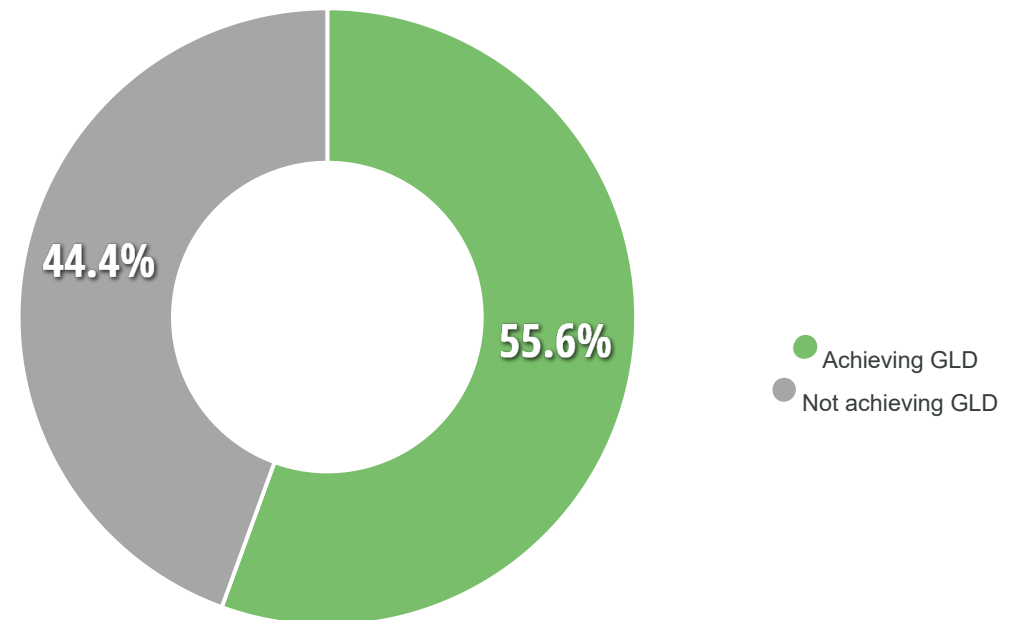
ACADEMIC YEAR: 2021/22 | AREA: ALL AREAS - KEY INDICATORS | COMPARATOR: NATIONAL

EYFSP | GOOD LEVEL OF DEVELOPMENT

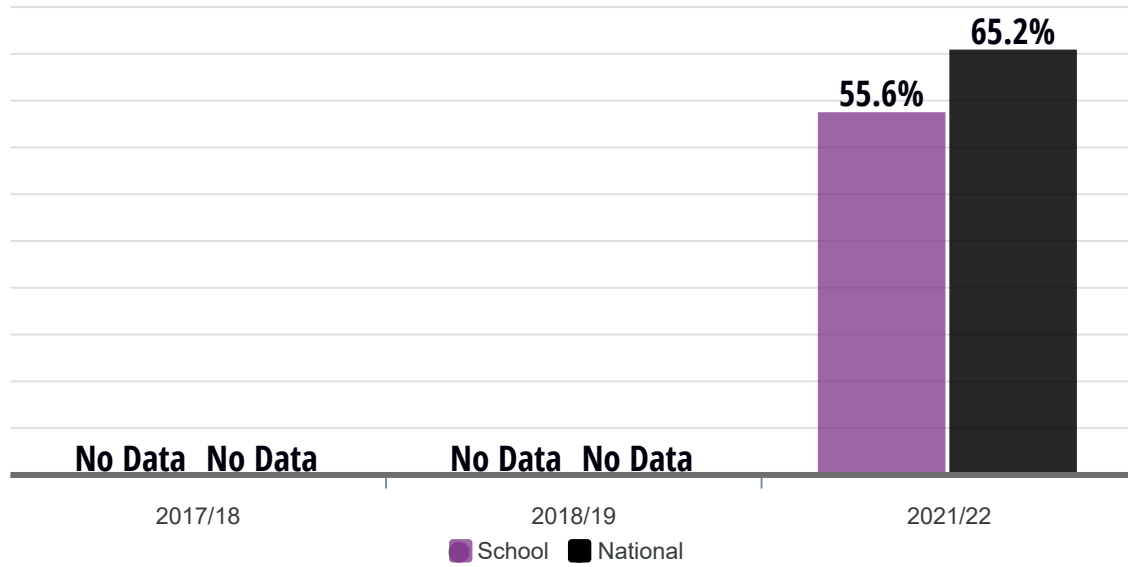
From a cohort of **18 pupils** in your school being assessed using the early years foundation stage profile, **55.6%** are achieving a good level of development (GLD), a total of **10 pupils**.

The average total points score, for your school, in all GLD goals is **22.0** out of a possible 24.

EYFSP: Good Level of Development | Value



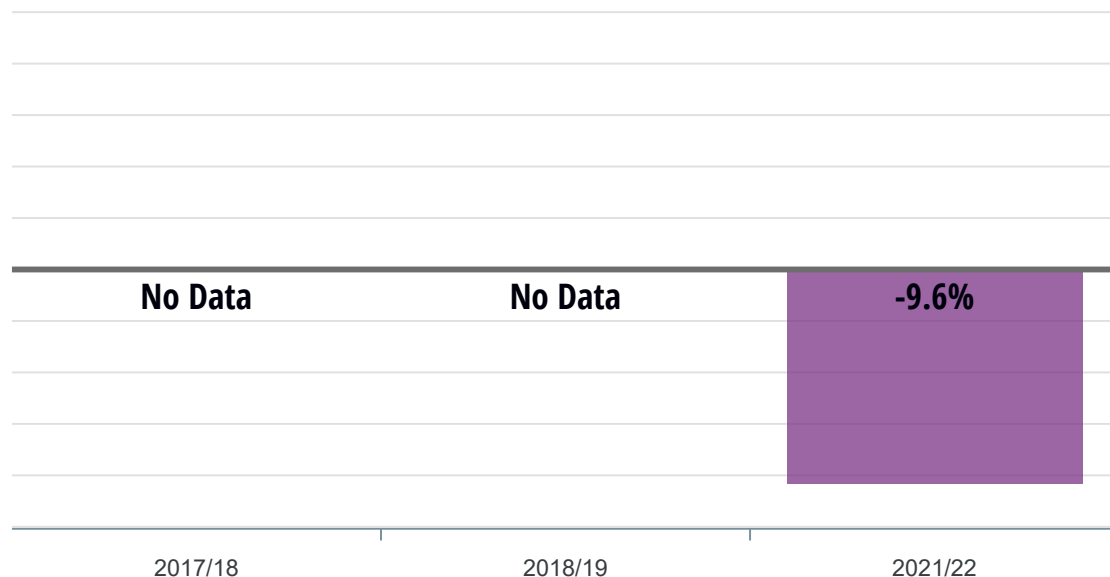
EYFSP: Good Level of Development | Trend



Due to changes to the EYFSP framework this year, trend data will not be available until 2023

COMPARISON | NATIONAL

EYFSP: Good Level of Development | Comparison Trend



55.6% achieved a good level of development in your school, **9.6% lower than** the National average of **65.2%**.

This is the equivalent of **2 fewer** pupils in your school achieving a good level of development compared to the National average.

Your school has been above the National average **0 times** in the last 1 academic year(s).

Due to changes to the EYFSP framework this year, trend data will not be available until 2023

EYFSP: Good Level of Development | Relative Change

	2017/18 Value	→ Trend	2018/19 Value	→ Trend	2021/22 Value
School	-	-	-	-	55.6%
National	-	-	-	-	65.2%
Relative Change	-	-	-	-	-

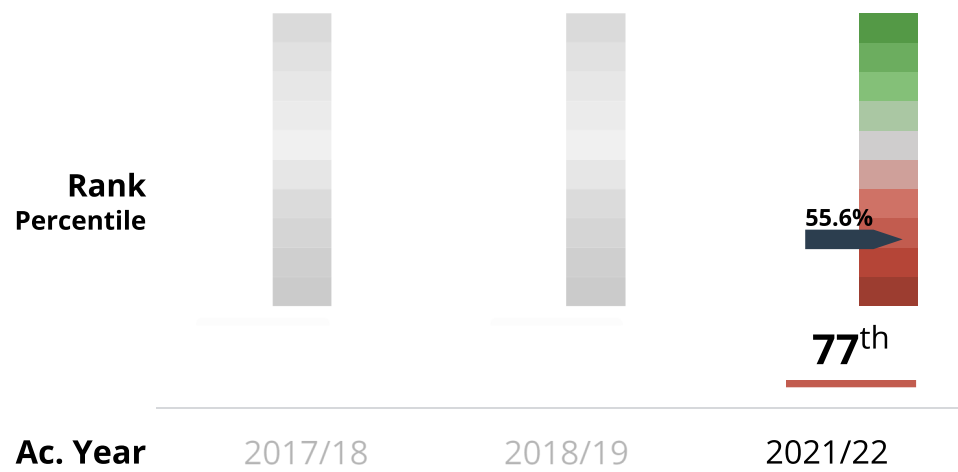
RANK

Your school is in **percentile 77** when compared to all schools nationally for a good level of development.

The schools in the same decile as you had between **53.6%** and **59.5%** of their cohort achieve a good level of development.

Due to changes to the EYFSP framework this year, trend data will not be available until 2023

EYFSP: Good Level of Development | Percentile Rank Trend



Schools are ranked 1 - 100, 1 being the highest achieving School.