




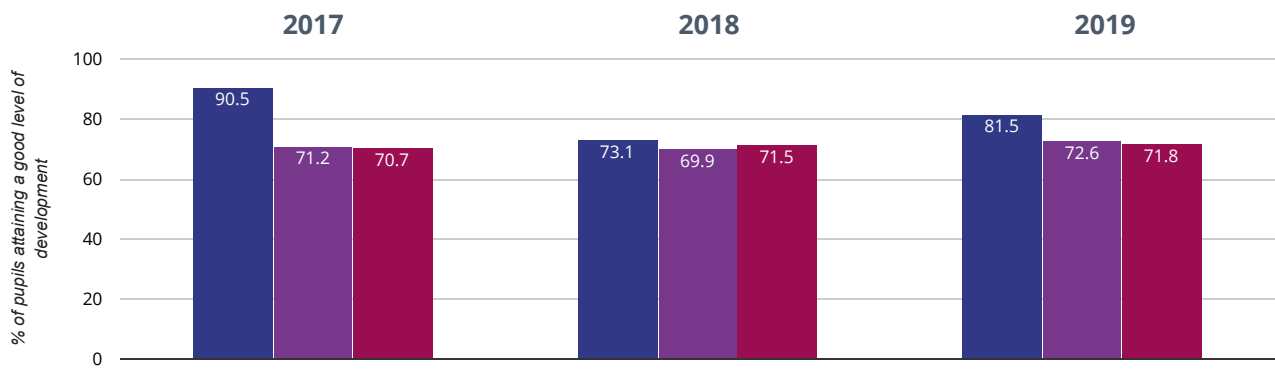
If you have any queries regarding the data within the Real Time Data graphs, please **contact your Local Authority**.

LONGLANDS PRIMARY SCHOOL

Brought to you by [the NCER](#)



Good Level Of Development



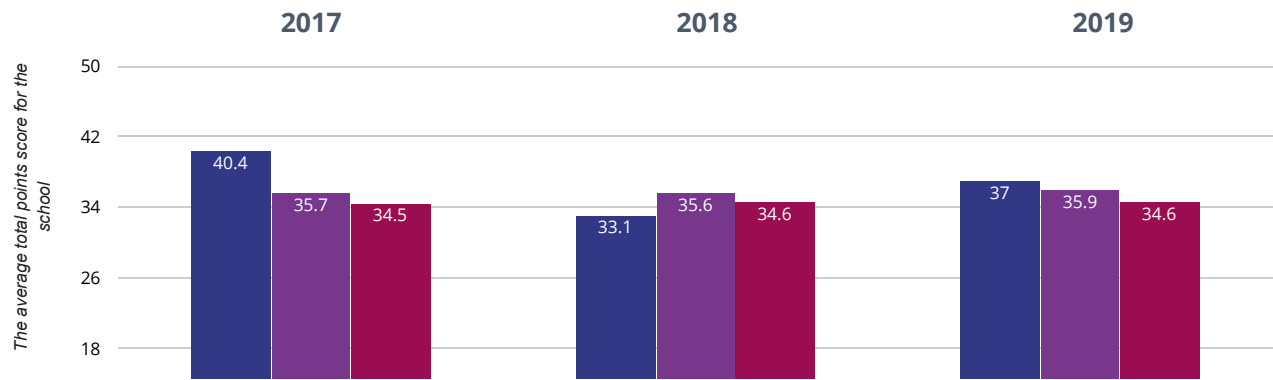
81.5% in 2019

8.4% points rise since 2018

9% points drop since 2017

■ Longlands Primary School ■ Shropshire (132) ■ NCER National (17646)

Average Total Points Score



37 in 2019

3.9 points rise since 2018

3.4 points drop since 2017

■ Longlands Primary School ■ Shropshire (132) ■ NCER National (17646)